


HOW TO ZOOM WITH YOUR TEACHER



1. YOU RECEIVE AN EMAIL FROM THE ALLIANCE FRANÇAISE

(info@french.org.nz – teacher@french.org.nz – communication@french.org.nz)

You can receive this email just before the class or one day or two days before.

Please join Zoom meeting in progress Boîte de réception x

AllianceFrancaise PalmerstonNorth
À moi ▾

anglais ▾ > français ▾ [Traduire le message](#)

Join Zoom Meeting
<https://zoom.us/j/742409306?pwd=WIF3a2JhTmt2Uys5ZGxtbGtlcWJ2dz09>

Meeting ID: 742 409 306
Password: 827971

Click on the link

2. LAUNCHING ZOOM

zoom.us/j/742409306?pwd=WIF3a2JhTmt2Uys5ZGxtbGtlcWJ2dz09&status=success

Support English ▾

Launching...

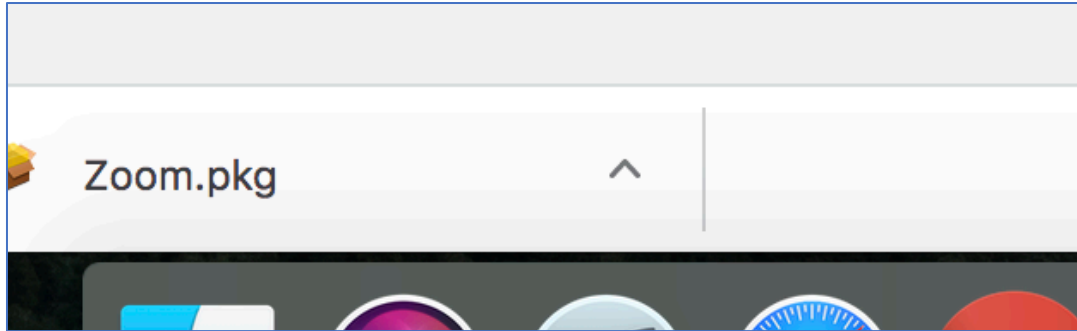
Please click [Open zoom.us](#) if you see the system dialog.

If nothing prompts from browser, [click here](#) to launch the meeting, or [download & run Zoom](#).

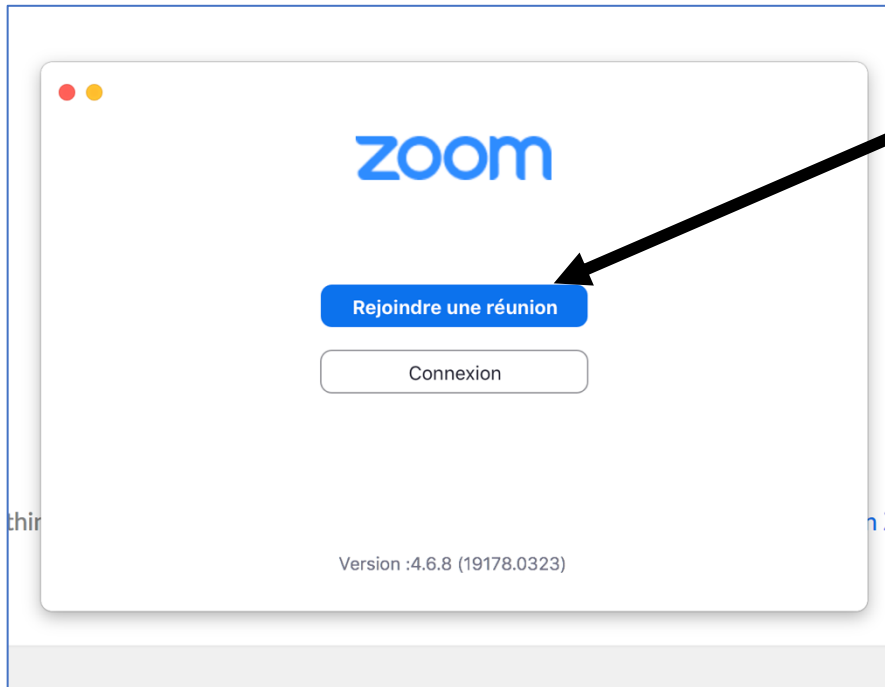
Click here or download from here

3. IF IT'S THE FIRST TIME, DOWNLOAD ZOOM

You will see your computer downloading it. Just follow the instructions.



4. ZOOM IS INSTALLED, JOIN THE MEETING



Click on Join a meeting
« Rejoindre une réunion »

5. ENTER THE ID FOR THE MEETING

The ID for the meeting is on the email received (Step 1)

Rejoindre la réunion

Réunion ID ou Nom de salle

gallestefani

Se rappeler mon nom pour les prochaines réunions

Ne pas se connecter à l'audio

Arrêter ma vidéo

Annuler Rejoindre

If you cannot download or run the application, [join from your browser](#).

6. ENTER THE PASSWORD FOR THE MEETING

The password for the meeting is on the email received (Step 1)

Host your own Zoom Meeting.

Rejoindre une réunion

Veuillez saisir le mot de passe de la réunion.

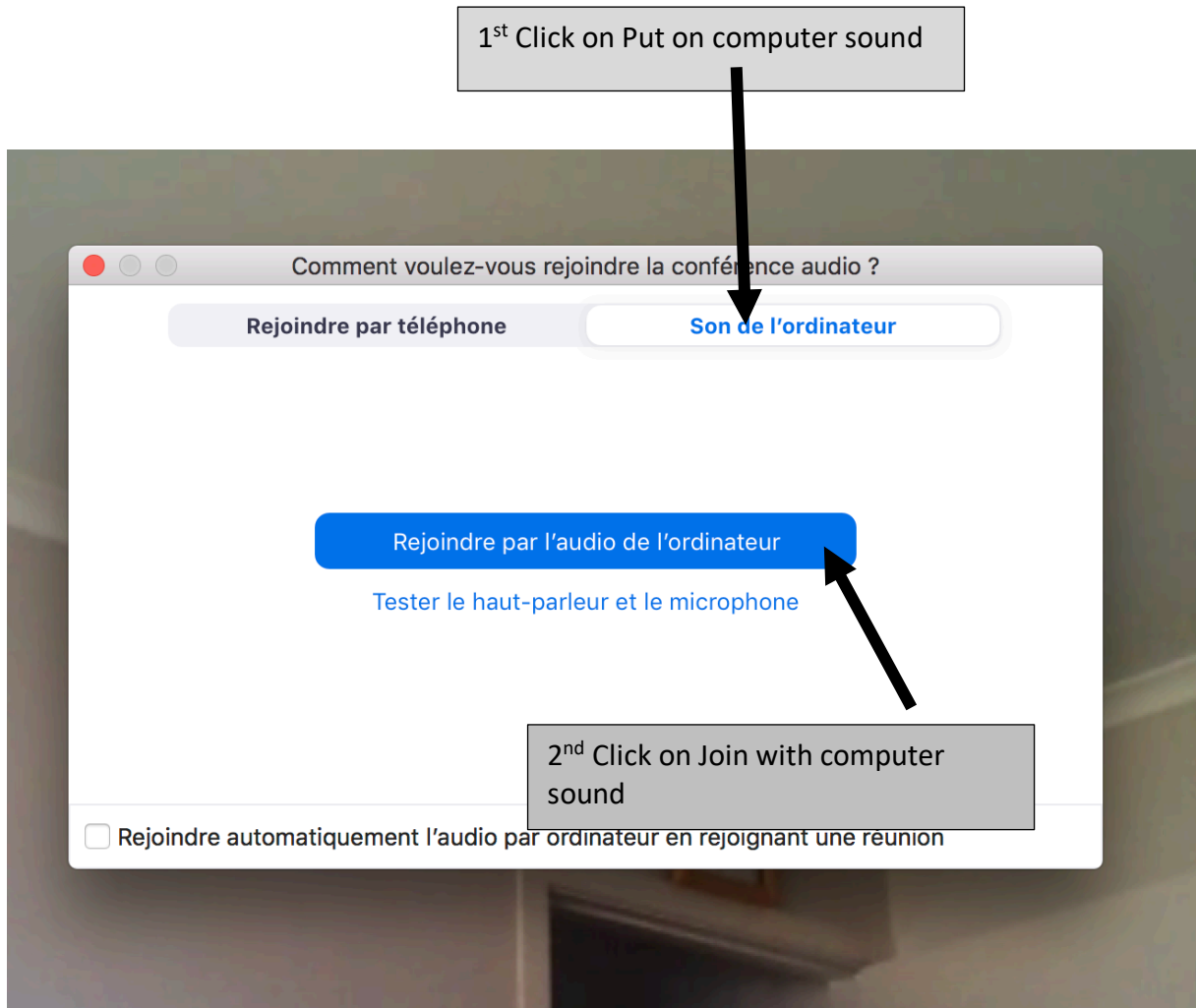
Mot de passe Your v...

Rejoindre

WordPress LinkedIn Twitter YouTube Facebook

7. JOIN THE CONFERENCE

Zoom will ask you if you want to join with your phone or if you want to use the sound from your computer.



Enjoy your class

